

982 XE

WHEEL LOADER



Engine Maximum Power
Operating Weight

322 kW (432 hp)
35 510 kg (78,264 lb)

Meets U.S. EPA Tier 4 Final and EU Stage V emission standards.



CAT® 982 XE

SUPERIOR EFFICIENCY.

The Cat® 982 XE Wheel Loader delivers increased fuel efficiency, premium performance with simple-to-use standard technologies to boost operator efficiencies, and lower maintenance costs. This machine is designed to meet emission standards without interrupting operation. Improved performance, reliability, durability, and versatility result in a machine that is better built to meet your needs.



WHEEL LOADERS MADE FOR MORE

Cat wheel loaders were built with efficiency in mind, offering you the best in:

- + RELIABILITY
- + DURABILITY
- + PRODUCTIVITY
- + FUEL EFFICIENCY
- + TECHNOLOGY
- + VERSATILITY

Experience higher performance while reducing costs and fuel consumption with Cat wheel loaders.

SUPERIOR FUEL EFFICIENCY

REAL TWO-PASS LOADER

With its design and payload capacity, the 982 is able to two-pass trucks up to 28 U.S. tons.



ADVANCED SYSTEMS WITH INNOVATIVE INTEGRATION

The deep system integration of the engine and emissions system, power train, hydraulic system, and cooling system lower engine speeds and overall system heat loads, resulting in significantly increased performance and fuel efficiency.

SMART SPEED CONTROLS

Lowering the rated engine speed and eliminating the torque converter result in machine speed that can be controlled independently of the engine RPM. This also allows you to decelerate the machine using engine and hydraulic retarding, saving service brake wear.

ENGINE AND EMISSIONS

High power density and fuel efficiency set our engines apart. Certified to meet emission standards, our engines feature Cat electronics, a fuel injection process, and air-management systems.

EFFICIENT POWER TRAIN

Running the engine at lower RPM, optimizing the power flow through the transmission, combined with the dedicated hydraulic system significantly improves fuel efficiency with the highest performance capability.

PROVEN FUEL SYSTEM

Cat injection timing regulates the fuel injection process through a series of timed microbursts, providing more control of combustion for the cleanest, most efficient fuel burn.

AFTERTREATMENT TECHNOLOGIES

The Cat Clean Emissions Module delivers the performance and efficiency that customers demand, while meeting emission standards. It is completely automatic and does not interrupt the machine's work cycle.



UP TO 25% LOWER MAINTENANCE COSTS*

Save time and money with extended maintenance intervals and remote troubleshooting and flash capability. Get a better view of maintenance points with the optional under-hood service light system.

SMART MACHINE FOR EFFICIENT OPERATION

Integrated Cat technologies like Cat Payload with Assist make machine operation easier, so your jobsite is more productive. New Autodig offers partially and full automated loading for increased efficiency.

UP TO 35% BETTER FUEL EFFICIENCY*

Lower engine speeds result in reduced fuel burn. Continuously Variable Transmission with advanced rimpull control as well as integrated power train and hydraulic systems deliver superior performance and fuel efficiency.

MAXIMIZE EFFICIENCY RIGHT FROM THE CAB

Cat wheel loaders feature integrated technologies that help make your operation more efficient.

CAT® PAYLOAD WITH ASSIST

- + Achieve precise load targets every time
- + Track daily production

AUTODIG WITH AUTO SET TIRES

- + Boost productivity with automated loading
- + Reduce tire wear

JOB AIDS

- + Make machine operation easier



A MORE EFFICIENT JOBSITE MEANS
MORE PROFIT IN EVERY LOAD.

*Compared to 982M.

CAT CONTINUOUSLY VARIABLE TRANSMISSION

Our advanced transmission delivers smooth operation, fast acceleration, and high speed on grade.



SIMPLE OPERATOR INTERFACE

Reduced operating complexity offers more comfort, better control, and less fatigue every shift.

RIGHT PEDAL CONTROL – GO

The right hand pedal allows you to control machine speed and desired rimpull independently from engine RPM. It features a lock function to enhance operating comfort.

LEFT PEDAL MODULATION – STOP

The left hand pedal provides integrated rimpull modulation and retarding functions. It will help reduce tire slip in the dig and brake wear using machine system to slow down the machine.

EASY MANEUVERABILITY

Machine maneuvering is made easy with creep capability and hill-hold on grade.

ADVANCED POWER DIAGNOSTIC

On-board diagnostic replaces stall testing and offers additional troubleshooting information.

SIMPLIFIED TRANSMISSION CONTROL STRATEGY

- Programmable Virtual Gears
 - Allows the operator to remain in full machine control without impacting fuel efficiency.
- Fully Automatic
 - The continuously variable transmission does not require gear selection from the operator and always delivers desired rimpull or speed.
- Integrated Flexibility
 - Separate virtual gears can be set for speed control, simplifying machine operation.
- Steady Deceleration
 - Modulate rimpull and speed with either pedal to engage pile with maximum efficiency.
- Simple Directional Shifting
 - Initiate directional changes at any speed and let the machine retard without applying the brakes or modulating throttle for smooth operation and increased operator comfort.



PRODUCTIVE RESULTS

WORK SMART AND MOVE MORE

ON-BOARD JOB AIDS

Job Aids help make machine operation easier, while also allowing your operators improve and optimize their skills on the jobsite.

CONTINUOUS VARIABLE TRANSMISSION

No shift delays or engine underspeed situations affect the productivity of the machine.

OPTIMIZED RIDE CONTROL SYSTEM

Dual accumulator system enables a better ride in loaded and unloaded situations. It improves smoothness over rough terrain, increasing confidence and efficiency and ensuring excellent material retention.

PERFORMANCE SERIES BUCKETS

Easy-to-load Performance Series Buckets improve material retention and reduce dig times, significantly improving productivity and fuel efficiency, resulting in unsurpassed production capabilities with increased fill factors – ranging from 100% to 115%.

BETTER TRACTION

New Autodig with Auto Set Tires for consistent high bucket fill factors delivers up to 10% more productivity compared to previous model. Optional limited slip differentials increase traction in slippery conditions.

AGGREGATE HANDLER

Aggregate packages are specialized offerings for loose aggregate rehandling applications. Payloads can be increased above other applications by installing larger buckets and counterweights in compliance with Caterpillar payload policy.

THE RIGHT MIX OF FEATURES

Fine-tuned for the right applications:

- + BETTER FUEL ECONOMY, MAXIMIZED UPTIME, AND LOWER MAINTENANCE COSTS
- + HIGH POWER AND PERFORMANCE ACROSS A VARIETY OF APPLICATIONS
- + ENHANCED RELIABILITY THROUGH COMMONALITY AND SIMPLICITY OF DESIGN
- + WORLD-CLASS SUPPORT FROM THE CAT DEALER NETWORK
- + DURABLE DESIGNS WITH LONG LIFE TO OVERHAUL



ENHANCED POWER TRAIN

Power is transmitted through a continuous variable parallel path transmission. Combining direct mechanical and Hystat power paths maximizes efficiency over a wide range of operating conditions.




DURABLE AXLES

Axles are designed to handle your most extreme applications. The rear axle oscillates to ± 13 degrees for excellent stability and traction on even the roughest terrain.



QUICK COUPLERS AND WORK TOOLS

For versatility, buckets and components can be changed without leaving the cab, allowing the machine to quickly move from task to task.



OPTIMIZED HYDRAULICS

Our hydraulic systems come equipped with a monoblock main hydraulic valve. This design reduces weight while decreasing leak points by 40%.



DURABLE FRAMES

With upgraded frames and heavier counterweight, the robotically welded two-piece structural frame absorbs impact associated with excavation and loading, while the hitch system provides high bearing force capacity.



EXTENSIVE RANGE OF ATTACHMENTS

Do more jobs with one machine. An extensive range of work tools and bucket styles are available to optimize these machines for your operation.



REAL UNIVERSAL LOADER

With its heavy duty design, the 982 XE can handle shot-rock, natural bank excavation, and log-loader applications well.

SMART MACHINE FOR EFFICIENT OPERATION

INNOVATIVE CAT TECHNOLOGIES



Your machine comes equipped with innovative Cat technologies that give you the edge. Operators of all experience levels will dig and load with more confidence, speed, and accuracy. The result? Better productivity and lower costs.



CAT PAYLOAD* WITH ASSIST

Cat Payload technology delivers precise bucket load information with on-the-go weighing, which helps prevent over- or underloading. The low lift weigh and manual tip-off functions optimize the final bucket process and maximize efficiency.



CAT ADVANCED PAYLOAD* WITH ASSIST

The optional advanced system adds features like list management. It also includes tip-off-assist, which automatizes the final bucket load adjust process. With multi-task mode, the operator can track two loading processes. The advanced platform is also ready for Dispatch for Loading, integrating the loader into the scale house process (requires compatible third-party scale house software and subscription).



DETECT

Rearview camera is standard. This system can be enhanced with an additional display dedicated to the rearview camera as well as for a Multiview (360 degree) system. To complete the Cat Detect offerings, the machines can be equipped with a rear radar system, which features speed-sensitive alerts and smart floor-plane recognition to avoid annoyance.



CAT PRODUCTIVITY

A Cat Productivity subscription provides comprehensive, actionable information to help you manage and improve the productivity and profitability of your operations.

*Not legal for trade.

REAL-TIME INFORMATION FROM CAT LINK TAKES THE GUESSWORK OUT OF MANAGING YOUR EQUIPMENT

Cat Link technologies work together to put equipment information at your fingertips. Get real-time access to information on every machine in your fleet on any jobsite – no matter the size of the operation or the brands of equipment you run.



PRODUCT LINK™

Product Link™ collects data automatically and accurately from your assets. Information such as location, hours, fuel usage, idle time, maintenance alerts, diagnostic codes, and machine health can be viewed online through web and mobile applications.



VISIONLINK®

Access information anytime, anywhere with VisionLink® and use it to make informed decisions that boost productivity, lower costs, simplify maintenance, and improve safety and security on your jobsite. With different subscription level options, your Cat dealer can help you configure exactly what you need to connect your fleet and manage your business without paying for extras you don't want. Subscriptions are available with cellular or satellite reporting (or both).



REMOTE SERVICES

The Cat App helps you manage your assets – at any time – right from your smartphone. See fleet location and hours, get critical required maintenance alerts, and even request service from your local Cat dealer.

- + **Remote Troubleshoot** can connect the machine to the dealer service department to help diagnose problems quickly so you can get back to work.
- + **Remote Flash** – get software updates sent to your machine remotely.
- + **Operator ID** lets you track machine operation by individual operator using the main display and Product Link.

WORK IN COMFORT

IN THE ALL-NEW CAB

The cab is designed to maximize comfort and productivity, offering a quieter, more spacious operating environment and intuitive controls to help reduce the fatigue, stresses, sounds, and temperatures of a demanding job.



CAB ACCESS

Inclined steps, large opening door, remote door opener, and convenient grab handles ease accessibility to the operating space.



OPERATOR ID

Secure machine usage with dedicated Operator IDs. Machine settings are saved separately, increasing shift change efficiency. Unlock the machine using Passcode or optional Bluetooth® key.



GREATER VISIBILITY

Extended windows enhance visibility while convex and spot mirrors extend the driver's view on the sides and rear.



ADVANCED SEAT & MORE LEGROOM

The next generation of operator comfort includes increased legroom and an easily adjustable seat with updated styling and an enhanced suspension system. It comes in three trim levels and can be equipped with a dealer-installed 4-point harness.



NOISE REDUCTION

Sound-suppression, seals, and viscous cab mounts decrease noise for a quieter work environment.



JOYSTICK STEERING

The seat-mounted electro-hydraulic joystick steering system provides precision control and dramatically reduces arm fatigue, resulting in excellent comfort and accuracy.

SIMPLE CONTROLS AT YOUR FINGERTIPS

TOUCHSCREEN DISPLAY

The easy and intuitive interface lets the operator work with confidence and efficiency. It includes Operator ID, machine settings, Job Aids, help functions, security, rear-vision camera, and integrated Cat Payload with Assist.



CENTRAL DISPLAY


Featuring easy-to-read analog gauges and LED indicators that allow the operator to quickly monitor critical machine health parameters.

A large text box displays the Cat Payload information as well as gear selection, machine travel speed, time, and hour meter.



KEYPADS

Easy-to-reach backlit keypads on the implement control pod and the A-post provide instant access to many functions and settings. Only active buttons or functions are illuminated, making it very intuitive for the operator.





**REDUCED MAINTENANCE TIME AND COSTS BY
UP TO 25%***

Cat wheel loaders are easy to maintain and service, eliminating any potential waste of time or money. Major components are rebuildable, giving the machine a second life, and often a third life.

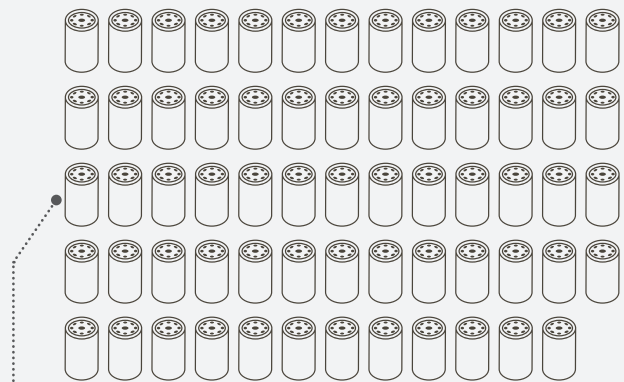
KEY FEATURES SAVING YOU TIME, MONEY, AND ENERGY:

- + Convenient access to hydraulic and electrical service centers for easy and safe servicing.
- + Remote Troubleshoot can connect the machine to the dealer service department to help diagnose problems quickly so you can get back to work.
- + Remote Flash works around your schedule to ensure your machine's software is up to date for optimal performance.
- + Integrated Autolube extends component and service life.
- + One-piece tilting hood makes engine compartment access fast and easy.

*Parts and fluids only

**FEWER FILTERS
MEANS LESS
MAINTENANCE**

64 THE 982 XE USES 64 FEWER FILTERS OVER 10,000 HOURS COMPARED TO THE 982M.



Fewer filters over the machine's lifetime.

DO MORE JOBS

VERSATILE ATTACHMENTS AND COUPLERS

For worksites that demand more, you need a wheel loader that is purpose-built for the job. Cat work tools are engineered to handle all of your specific application needs.



STANDARD Z-BAR LINKAGE

The proven Z-bar linkage combines digging efficiency with sharp visibility, resulting in excellent excavation, high breakout forces, and superior production capabilities.

QUICK COUPLERS AND WORK TOOL ATTACHMENTS

A wheel loader equipped with a Cat Fusion™ quick coupler system is a much more versatile machine. Buckets and work tools can be changed without leaving the cab – allowing the machine to quickly move from task to task. Consult your local dealer for availability of a variety of specialty buckets and forks.

PERFORMANCE SERIES BUCKETS

Performance Series Buckets use a system-based approach to balance bucket shape with the machine's lift and tilt capacity, weight, and linkage. A variety of work tools and bucket styles are available for a range of applications, including general purpose, flat floor, heavy duty rock, and coal-style buckets.

- + Easy loading
- + Fuel efficient
- + Carry more
- + Lower operating costs
- + Higher productivity

HIGH LIFT LINKAGE

The optional high lift linkage offers increased hinge pin height to load more easily in a variety of applications with any type of bucket or fork.

PURPOSE-BUILT SPECIALTY CONFIGURATIONS

Maximize your wheel loader's performance and durability in the toughest applications with application-specific arrangements direct from the factory.

Scrap and waste models – guarding and reinforcement protect components when working in transfer stations, recycling depots, scrap yards, and demolition sites.

Forestry model – increases lift and tilt capacities for efficiency and productive log and chip handling in paper, pellet, and sawmills.

TECHNICAL SPECIFICATIONS

See cat.com for complete specifications.

ENGINE			
Engine Model	Cat® C13		
Engine Power @ 1,700 rpm – ISO 14396:2002	322 kW	432 hp	
Gross Power @ 1,700 rpm – SAE J1995:2014	325 kW	436 hp	
Net Power @ 1,700 rpm – ISO 9249:2007, SAE J1349:2011	301 kW	404 hp	
Engine Torque @ 1,200 rpm – ISO 14396:2002	2197 N·m	1,620 lbf·ft	
Gross Torque @ 1,200 rpm – SAE J1995:2014	2218 N·m	1,636 lbf·ft	
Net Torque @ 1,100 rpm – ISO 9249:2007, SAE J1349:2011	2054 N·m	1,515 lbf·ft	
Displacement	12.5 L		

- Cat engine meets U.S. EPA Tier 4 Final and EU Stage V emission standards.
- The net power advertised is the power available at the flywheel when the engine is equipped with fan, alternator, air cleaner, and aftertreatment.

WEIGHTS		
Operating Weight	35 510 kg	78,264 lb

- Weight based on a machine configuration with Bridgestone 875/65R29 VLTS L4 radial tires, full fluids, operator, standard counterweight, ride control, cold start, roading fenders, Product Link, open differential axles (front/rear), secondary steering, sound suppression, and a 6.1 m³ (8.0 yd³) general purpose bucket with BOCE.

BUCKET CAPACITIES			
Bucket Range	4.8-	6.25-	
	17.2 m ³	22.5 yd ³	

TRANSMISSION					
Forward 1	6.2 km/h	3.9 mph	Reverse 1	7.1 km/h	4.4 mph
Forward 2	11.8 km/h	7.3 mph	Reverse 2	13.5 km/h	8.4 mph
Forward 3	20.9 km/h	13.0 mph	Reverse 3	28.0 km/h	17.4 mph
Forward 4	39.5 km/h	24.5 mph	Reverse 4	N/A	N/A

- Maximum travel speed in standard vehicle with empty bucket and standard L4 tires with 914 mm (36 in) roll radius.

SOUND	
With Cooling Fan Speed at Maximum Value:	
Operator Sound Pressure Level (ISO 6396:2008)	70 dB(A)
Exterior Sound Power Level (ISO 6395:2008)	110 dB(A)
Exterior Sound Pressure Level (SAE J88:2013)	75 dB(A)*

*Distance of 15 m (49.2 ft), moving forward in second gear ratio.

With Cooling Fan Speed at 70% of Maximum Value:**	
Operator Sound Pressure Level (ISO 6396:2008)	70 dB(A)
Exterior Sound Power Level	107 dB(A)***

**For machines in European Union countries and in countries that adopt the "EU Directives."

***European Union Directive "2000/14/EC" as amended by "2005/88/EC."

OPERATING SPECIFICATIONS			
Static Tipping Load – Full 40° Turn – with Tire Deflection	21 110 kg	46,526 lb	
Static Tipping Load – Full 40° Turn – No Tire Deflection	22 418 kg	49,410 lb	
Breakout Force	262 kN	59,060 lbf	

- For a machine configuration as defined under "Weight."
- Full compliance to ISO 14397-1:2007 Sections 1 thru 6, which requires 2% verification between calculations and testing.

SERVICE REFILL CAPACITIES		
Fuel Tank	426 L	112.5 gal
Diesel Exhaust Fluid (DEF) Tank	21 L	5.5 gal
Cooling System	52 L	13.7 gal
Crankcase	37 L	9.8 gal
Transmission	77 L	20.3 gal
Differentials and Final Drives – Front	92 L	24.3 gal
Differentials and Final Drives – Rear	92 L	24.3 gal
Hydraulic Tank	153 L	40.4 gal

HYDRAULIC SYSTEM			
Implement System:			
Maximum Pump Output (1,400 rpm)	457 L/min	121 gal/min	
Maximum Operating Pressure	34 300 kPa	4,975 psi	
Hydraulic Cycle Time – Total	10.1 seconds		

DIMENSIONS				
	Standard Lift		High Lift	
Height to Top of Hood	3036 mm	10'0"	3036 mm	10'0"
Height to Top of Exhaust Pipe	3736 mm	12'4"	3736 mm	12'4"
Height to Top of ROPS	3801 mm	12'6"	3801 mm	12'6"
Ground Clearance	428 mm	1'4"	428 mm	1'4"
Center Line of Rear Axle to Edge of Counterweight	2729 mm	9'0"	2843 mm	9'4"
Center Line of Rear Axle to Hitch	1900 mm	6'3"	1900 mm	6'3"
Wheelbase	3800 mm	12'6"	3800 mm	12'6"
Overall Length (without bucket)	8597 mm	28'3"	9104 mm	29'11"
Hinge Pin Height at Maximum Lift	4741 mm	15'6"	5150 mm	16'10"
Hinge Pin Height at Carry	791 mm	2'7"	896 mm	2'11"
Lift Arm Clearance at Maximum Lift	3902 mm	12'9"	4069 mm	13'4"
Rack Back at Maximum Lift	57 degrees		56 degrees	
Rack Back at Carry Height	48 degrees		49 degrees	
Rack Back at Ground	39 degrees		40 degrees	
Width over Tires (Loaded)	3471 mm	11'5"	3471 mm	11'5"
Tread Width	2540 mm	8'4"	2540 mm	8'4"

- All dimensions are approximate and based on machine equipped with 6.1 m³ (8.0 yd³) general purpose bucket with BOCE and Bridgestone 875/65R29 VLTS L4 radial tires.

AIR CONDITIONING SYSTEM
The air conditioning system on this machine contains the fluorinated greenhouse gas refrigerant R134a (Global Warming Potential = 1430). The system contains 1.6 kg (3.53 lb) of refrigerant which has a CO ₂ equivalent 2.288 metric tonnes (2.522 tons).

STANDARD & OPTIONAL EQUIPMENT

Standard and optional equipment may vary. Consult your Cat dealer for details.

OPERATOR ENVIRONMENT	STANDARD	OPTIONAL
Cab, pressurized, sound suppression	•	
Door, remote opening system		•
EH implement controls, parking brake	•	
Steering, joystick	•	
Entertainment radio		•
CB radio ready		•
Seat, suede/cloth, air suspension, heated	•	
Seat, leather/cloth, air suspension, heated/cooled		•
Touchscreen display	•	
Visibility: mirrors, rear-vision camera	•	
Multiview (360 degree) vision system		•
Cat Detect rear radar system		•
Dedicated rearview screen		•
Mirrors, heated	•	
Air conditioner, heater, defroster (auto temp, fan)	•	
Sun visor, front and rear, retractable	•	
Window cleaning standing surface, front	•	
Windows, front, safety laminated rounded glass	•	
Windows, front, heavy duty, or full guards		•
4-point seat belt (kit)		•
Fire extinguisher mount (kit)		•
ON-BOARD TECHNOLOGIES	STANDARD	OPTIONAL
Cat Payload scale	•	
Autodig with Auto Set Tires	•	
Operator ID & machine security	•	
Application Profiles	•	
Job Aids	•	
Controls Help and eOMM	•	
Cat Advanced Payload		•
Cat Payload Printer		•
POWER TRAIN	STANDARD	OPTIONAL
Cat C13 engine	•	
Electric fuel priming pump	•	
Fuel-water separator and secondary fuel filter	•	
Engine, air precleaner	•	
Turbine, air precleaner		•
Radiator, high debris		•
Cooling fan, reversible		•
Axles, open differentials	•	
Axles, limited slip differential(s)		•
Axles, ecology drains	•	
Axles, AOC ready, extreme temperature seals		•
Axles, oil cooler		•
Transmission, continuous variable	•	
Rimpull control	•	
Throttle lock mode	•	

POWER TRAIN (CONTINUED)	STANDARD	OPTIONAL
Hill and speed hold on grades	•	
Service brakes, hydraulic, fully enclosed wet disc, wear indicators	•	
Park brake, caliper on front axles, spring applied–pressure released	•	
HYDRAULICS	STANDARD	OPTIONAL
Implement system, load sensing with electro-hydraulic variable displacement piston pump	•	
Steering system, load sensing with dedicated variable displacement piston pump	•	
Ride control, dual accumulators	•	
3 rd auxiliary function with ride control		•
Oil sampling valves, Cat XT™ hoses	•	
Quick coupler control		•
ELECTRICAL	STANDARD	OPTIONAL
Starting and charging system, 24V	•	
Starter, electric, heavy duty	•	
Cold start, 120V or 240V		•
Lights: halogen, 4 cab work lights, 2 rear hood work lights	•	
Lights: roading with turn signals	•	
Lights: LED		•
Warning beacon		•
Reversing strobe lights		•
MONITORING SYSTEM	STANDARD	OPTIONAL
Front dash with analog gauges, LCD display, and warning lights	•	
Primary touchscreen monitor (Cat Payload, quad screens, machine settings & messages)	•	
LINKAGE	STANDARD	OPTIONAL
Standard lift, Z-bar	•	
High lift, Z-bar		•
Kickouts: lift and tilt	•	
ADDITIONAL EQUIPMENT	STANDARD	OPTIONAL
Cat Autolube system		•
Fenders, roading		•
Guards: power train, crankcase, cab, cylinders, rear		•
Biodegradable hydraulic oil		•
High-speed oil change system		•
Fast fill fuel tank		•
Toolbox		•
Wheel chocks		•
Secondary steering system, electrical		•
SPECIAL CONFIGURATIONS	STANDARD	OPTIONAL
Aggregate handler		•
Waste and scrap		•
Forestry		•

For more complete information on Cat products, dealer services and industry solutions, visit us on the web at www.cat.com

VisionLink® is a trademark of Trimble Navigation Limited, registered in the United States and in other countries.

Materials and specifications are subject to change without notice. Featured machines in photos may include additional equipment. See your Cat dealer for available options.

© 2021 Caterpillar. All Rights Reserved. CAT, CATERPILLAR, LET'S DO THE WORK, their respective logos, Fusion, XT, Product Link, "Caterpillar Corporate Yellow", the "Power Edge" and Cat "Modern Hex" trade dress as well as corporate and product identity used herein, are trademarks of Caterpillar and may not be used without permission.

www.cat.com www.caterpillar.com

AEXQ3205-00
Build Number: 14A
(N Am, Eur)

